

Unit  
**1**

# Homes

## Lesson 1 Different homes

1 Vocabulary Circle the correct words.



1 high-rise flat / villa



2 bungalow / high-rise flat



3 bungalow / hut



4 palace / eco-house

2 Listen Where does Talya live? What kind of house does she live in?

3 Listen again and circle the correct answers.

1 Talya lives ...

- a near the port    b in a big city    c in the old town

2 ... people live in Istanbul.

- a 10 thousand    b 10 million    c 100 million

3 Her grandparents live in a(n) ... house.

- a brick    b wooden    c eco-house

4 Her friend's house is ... and comfortable.

- a old    b energy-efficient    c modern

## Lesson 2


### 1 Vocabulary Materials

What are the objects made of?



1 ntsoe stone 2 sgsla glass 3 owod wood

2 **Challenge** Imagine you live in a palace. Draw a picture of your palace and then write about it. Use the sentence starters to help you.



My palace is made of stone, glass and wood  
It's got 10 bedrooms, 20 bath rooms and 2 kitchens  
I like where I live because It is large space

## Lesson 3 Strange buildings

22-4-2016

### 1 Vocabulary Places

Sort the letters and write the words.

o h o s l c

u m e s m u

b i r l r a y

1 school

2 museum

3 library

o s p h

a t e e t h r

o h s e u

4 shop

5 theatre

6 house

### Use of English

#### Modal verbs of probability

We use modal verbs of probability when we think about possible situations in the present.

**It can't be** a house. (I'm certain it's not true.)

**It could be** a museum. (Perhaps it's true.)

**It might not be** a shopping centre. (Perhaps it's not true.)

**It must be** a petrol station. (I'm certain it's true.)

2 Use of English (Circle) the correct modal verbs for the best answers.

1 Anna lives in a big house.

She might / **can't** be rich.

2 Mary doesn't know how to get to Buckingham Palace.

She can't / **must** live in London.

3 Peter isn't at home. He told me he had a football match.

He **can't** / must be at the park.

4 It takes Alex one hour to get to school.

He doesn't live far from school. There **can't** / could be a lot of traffic in the morning.



3 Complete the sentences with the correct modal verb.

1 I'm certain that Alice lives in this villa.  
I can see her cat.

Alice must live in this villa – that's her cat.

2 Perhaps the school is at the end of this road.

The school might be at the end of this road.

3 I'm certain that the building isn't a library any more.

That building can't be a library any more. No-one ever goes in.

4 Perhaps it's a theatre. I can see people queuing up outside.

It must be a theatre. I can see people queuing up outside.

5 Perhaps it's not a museum, but it could be a library.

It could not be a museum, but it could be a library.


6 It's definitely a shop. I can see the clothes and shoes in the window.

It must be a shop. I can see the clothes and shoes in the window.

## Lesson 4

1 **Word study** Complete the description of the building.  
Use the words in the box to help you.

This building looks like a great big  
1 pyramid. I think it might be a  
2 shopping centre. It was  
opened in 3 2001 and has over  
4 300 shops. There is an ancient  
5 souk underground and  
there is a beautiful stained  
6 glass window which is the  
7 largest of its kind.



largest shopping centre glass  
300 souk pyramid 2001


## Lesson 5 Out and about

WANT TO HAVE FUN?  
Come to the  
**NEW BOWLING ALLEY**  
IN TOWN!




OPEN TUESDAY-SUNDAY (Closed Mondays) 11am-10pm daily 35 AED

WANT TO LEARN THE LATEST  
**FOOTBALL TRICKS?**



TOP LOCAL FOOTBALLER  
**Habib Al Fardan**  
TEACHES US TO CONTROL  
THE BALL

SPORTS CENTRE  
SATURDAY  
10AM - 12PM  
DON'T MISS IT!

- 1  **Read** the advertisements.  
Then write **true (T)** or **false (F)** in the boxes.  
Correct the false sentences.

- 1 The bowling alley is open on Monday. It is closed on Monday.  F
- 2 Bowling costs 15 AED.  F
- 3 The football training takes place at the sports centre.  +
- 4 Habib's football class is on Saturday morning.  +
- 5 The football class finishes at 1pm.  F
- 6 Habib Al Fardan is not from this town.  F
- 7 The bowling alley hasn't been open for long.  +
- 8 Bowling is open for 12 hours a day.  F



## Lesson 6 My learning

### 1 Can you remember?

Write the names of five types of housing.

- 1 villa
- 2 eco-house
- 3 Palace
- 4 high-rise Flat
- 5 bungalow



### 2 What words and expressions describe an eco-house?

- 1 large windows
- 2 solar panels
- 3 roof garden

### 3 What materials can you use to build a house?

- 1 wood
- 2 stone
- 3 glass

### 4 What can you see in the picture above? Use modal verbs.

- 1 I can see well w
- 2 it might be an eco-house
- 3 windows should be made of glass
- 4 The eco-house might be empty

### 5 Work with a partner. Tell them about your dream home. Be specific. Take turns and ask them about their dream home.

## Look what I can do!

- I can express an opinion about different types of home.
- I can explain what an eco-house is.
- I can identify the materials used to build a house.
- I can talk about strange buildings.
- I can read, understand and talk about an eco-city.

## Lesson 7 Famous places

1 **Read** and match the headings below with the paragraphs (A-C).

**Historical facts    Location    Travel information**

A Location

The Pyramids are in the north-east of Egypt in the <sup>(1)</sup> old city of Giza. They are near the River Nile in the desert. There are more than 90 pyramids in Egypt!

B Historical

The Pyramids in Giza were built between 2630 BCE and 1530 BCE. They are the tombs of Egyptian kings and queens. When a ruler died, his or her body was wrapped as a mummy. Their tombs were filled with <sup>(2)</sup> nice jewels and other treasures and the walls were painted with nice pictures of the ruler's life. The <sup>(3)</sup> big Sphinx stands in front of the Pyramids in Giza. It has the body of a lion and the head of a pharaoh (an Egyptian King). It guards the Pyramids!

C Travel information

The Pyramids are <sup>(4)</sup> lovely and well worth the visit! You can travel to the Pyramids by car, coach or even camel!



### 2 Vocabulary Adjectives

Replace the underlined adjectives in the text with a more interesting one from this list.

جميل	مدهش	قديم	كبير
beautiful	amazing	ancient	large
nice	lovely	old	big


1 ancient 2 beautiful 3 large 4 amazing

3 **Read** the text again and answer the questions.

- 1 Where are the Pyramids? in the north east of Egypt (Giza)
- 2 What was put inside the tombs? Jewels and treasures
- 3 What was painted on the walls? nice pictures
- 4 How can you travel to the Pyramids? by car, coach or camels



## Lesson 8

- 1  **Talk** about a famous place you have visited.
- When did you go there? Who did you go with? Where is it?
  - Talk about the historical facts.
  - Give information about travel.
  - What is your opinion of this place? What did you like about it?

## Lesson 9 The old woman who lived in a shoe

- 1 **Write** about a time when you were a caring person. What did you do?

I am shahed I am a caring person.

Yesterday I stayed at home alone with my <sup>baby</sup> ~~bad~~ sister, I was very kind with her I looked after <sup>her</sup> I fed her, I played with her, ~~I read for her~~ ~~her~~ I read for her a nice story.

لعل لعل



### Writing tip

Remember to check your punctuation.  
Have you used capital letters and full stops?



# Lesson 11

1 Write about your actual home. Use your picture or booklet from Learner's Book, Lesson 11 to help you.



## Writing tip

Organise your writing - describe the location, size, building materials, rooms and detail in the rooms.

ما لي بيت

I live in a flat in the  
sixth floor. It consists of  
two bedrooms, two bathrooms  
one big hall and a big kitchen  
I love my home because  
we have ~~we have~~ a lot of shops  
~~a shops~~ around us.

شوارع  
جديدة

١٢٠٩  
٥٢٠

## Lesson 12 My learning

### 1 Can you remember?

Use the adjectives to write sentences:

ancient long beautiful amazing

- 1 Forts are very ancient
- 2 The building is very long
- 3 The butter has beautiful appearance
- 4 You are an amazing student.

### 2 Write three sentences about places or countries you have visited. Use the Present Perfect.

I have visited AL-Ain

I have gone to museum

I have visited Paris Paris

### 3 Write three qualities that would make you a caring person. Compare with your partner. Do you agree?

1 He kind

2 He is gentle and good

3 he is helpful

## Look what I can do!

- I can identify world landmarks.
- I can read and write about a famous landmark in my country.
- I can understand a poem.
- I can talk and write about how to be a caring person.

## Getting around

## Lesson 1 Transport

1 Vocabulary Look at the pictures and label them.



## Words to remember

tram rickshaw ferry car sky train motorbike jeepney tuk tuk

1 sky train

2 ferry

3 rickshaw

4 jeepney

5 tram

6 motorbike

7 tuk tuk

8 car



- 2 **Vocabulary** Look at the picture again. Match the numbers. How do the people get to work and school. Use the correct form of **get**.

**Language tip**

I get ... He/She gets ... They get ...

- 1 Mr Patel gets to work by sky train.
- 2 Sam and Bo get to work by ferry.
- 3 My best friend gets to the market by car.
- 4 Lucia and her sisters get to school by jeepney.
- 5 Mr Diaz gets to work by motorbike.

**Lesson 2**

- 1 **21st Read** and answer the questions.

1 When do you get bored?

when I stay at home

2 Do you ever get travel sick? When?

no, I have strong stomach

3 When do you get nervous?

when kids keep crying

4 Do you ever get worried about anything? Why?

yes, about exams because I have no time to play

5 When do you get excited?

when I go out on a trip

- 2 **Talk** Ask your partner the questions in Activity 1.

When do you ...?/Do you ever ...?

I get ... when/if ...

## Lesson 3 Staying safe on the road

1 **Vocabulary** Read the definitions of safety items and write the words.

1 You wear this to protect your head when you are cycling.

h e l m e t

2 You wear these when you are walking in the dark to help drivers to see you.

r e f l e c t i v e a r m b a n d s

3 You use this to help you cross the road safely. It makes cars stop and wait.

p e d e s t r i a n c r o s s i n g

4 You wear this in the car to help you sit safely in your seat.

s e a t b e l t



## Lesson 4

### Language tip

**If/When** + Present Simple + Present Simple.

1 **Word study** Match the sentence halves.

1 Wear a helmet

2 If you go out when it's dark,

3 When you want to cross a busy road,

4 If you can't find a pedestrian crossing,

5 When you cross the road, don't

6 If you travel by car,

7 When you are near big lorries, don't

a cross at a corner.

b find a quiet part of the road.

c wear a seatbelt.

d use a pedestrian crossing.

e wear reflective armbands.

f stand too close.

g when you ride your bike.



## Lesson 5 Getting around big cities

### 1 Vocabulary Ways of travelling

Find and circle ten forms of transport. Write the words below.

Transport I have used before:

---



---

Transport I use a lot:

---



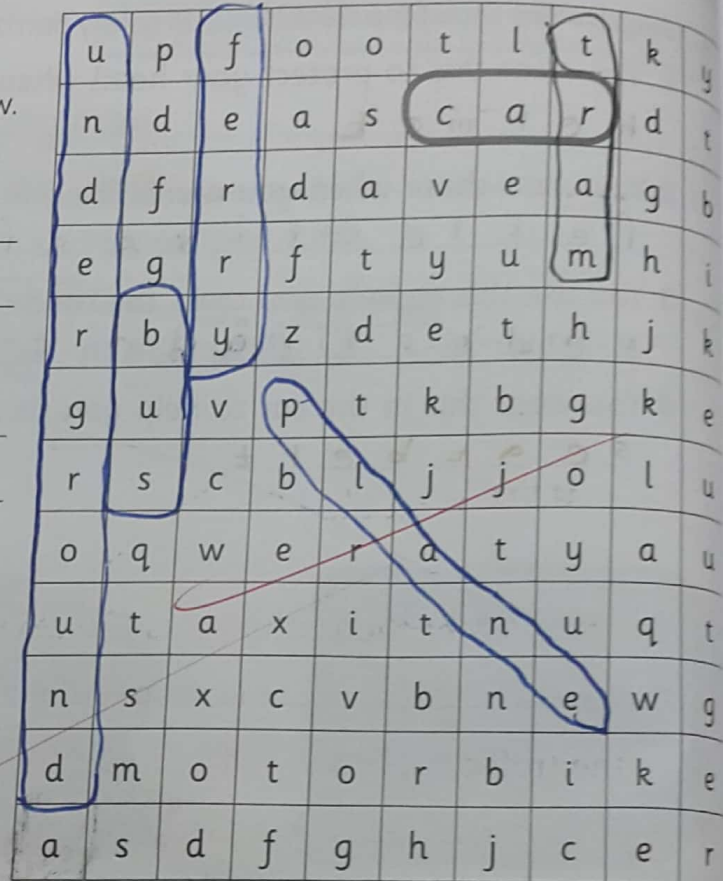
---

Transport I never use:


---



---



### 2 Read the instructions and draw the route on the map. Which building, A, B, C or D, is the swimming pool?



Start at the box on the bottom left of the map. From here, go straight on towards the traffic lights and turn right. Walk towards the cinema on the right side of the road. Then turn left and walk up that street. After that, turn right at the first corner. Walk up that street and then turn left. The entrance to the swimming pool is on the left.

Swimming pool = \_\_\_\_\_



# Lesson 6

## Preposition of directions

25-10-2016

### Use of English

#### Prepositions of direction

**From** here you can ... Walk **across/up** the road/street ...


**Go out** of the door ... Walk **towards** the post office/pier ...

**On** the left/right ... The entrance **to** the underground/museum ...

1 **Use of English** Look at the map and complete the instructions for getting to the library.

Start at the box on the bottom <sup>1</sup> right of the map. <sup>2</sup> From here walk straight up the road and turn left at the traffic lights. Continue walking up that road <sup>3</sup> towards the shop. Turn <sup>4</sup> right at the traffic lights and walk <sup>5</sup> up that street. Turn <sup>6</sup> left at the first junction – the park is on the left. The entrance <sup>7</sup> to the library is <sup>8</sup> on the right next to the cinema.

on the right  
right  
to  
left  
From  
right  
towards  
up




## Lesson 7 My learning

25-10-2016

- 1 **Can you remember?** Name three ways of getting to school and give one good and one bad point about each one.

How to get to school	Good point	Bad point
<del>trike</del>	faster than	hot
bys	bigger	noisy and
car	very fast	small

- 2  **Write** five sentences to explain how you can stay safe when you are out. Compare your sentences with your partner.

- 1 I always wear reflective band in the dark
- 2 I always use pedestrian crossing
- 3 I always use my seat belt
- 4 I always wear a helmet
- 5 I always stand far away from the street

### Look what I can do!

- I can talk about how I get to school.
- I can understand issues about road safety.
- I can design a road safety sign.
- I can give directions using a street map.
- I can plan activities for visitors to my home town.

<input type="checkbox"/>
<input type="checkbox"/>
<input type="checkbox"/>
<input type="checkbox"/>
<input type="checkbox"/>

# Lesson 10 Lost in the Desert

## Use of English

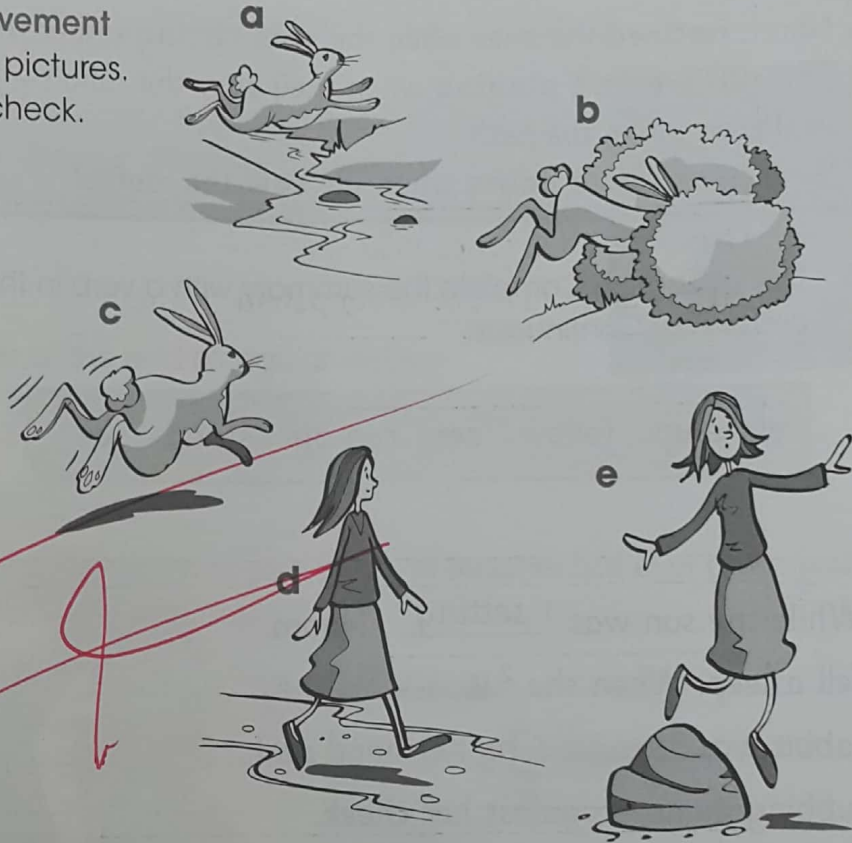
### Prepositions

Prepositions show the direction of the action or how it is done.

She jumped **off** the rock. The rabbit jumped **into** some bushes.

- 1 **Vocabulary Verbs of movement**  
Match the verbs with the pictures.  
Read the story again to check.

- |              |   |
|--------------|---|
| 1 jump over  | a |
| 2 jump off   | e |
| 3 jump into  | b |
| 4 walk along | d |
| 5 run away   | c |



### 2 Pronunciation -ed verb endings

Read the sentences and underline the verbs. Write /t/, /d/ or /ɪd/

- 1 Noora lived in a tent.
- 2 Noora jumped off the rock.
- 3 She started to cry when she saw the snake.
- 4 She looked up and noticed the bees.
- 5 She watched the rabbit run away.

<input type="checkbox"/>
<input type="checkbox"/>
<input type="checkbox"/>
<input type="checkbox"/>
<input type="checkbox"/>





# Lesson 12 My learning

*Acetone*

1 **Can you remember?** Write three things that happened while you were travelling to school today. Remember to use the Past Continuous.

*While I was travelling to school, I saw my friend.*  
*while I was studying, my Father came*  
*while I was studying my baby brother cried.*  
*while I was sleeping, I heard a noise*

2 **What can you remember about the life of Prince Sultan bin Salman bin Abdullah? Discuss with your partner. Look back at page 29 of the Learner's Book and check.**



3 Which three sounds come at the end of regular verbs in the Past Simple? Give an example of each type.

\_\_\_\_\_

4 **Talk about the best pieces of advice your family or teacher has ever given you. Think of two examples and write them down.**

1 \_\_\_\_\_

2 \_\_\_\_\_

## LOOK what I can do!

- I can make notes from a reading text.
- I can write a description of a famous person in history.
- I can understand a story.
- I can pronounce the three sounds that come at the end of regular Past Simple verbs.
- I can talk about the importance of taking advice.

# Food and drink

## Lesson 1 School lunches

### 1 Vocabulary Food

Find and circle ten food words.  
Write the words below.

m	o	l	i	v	e	s	i	q	l
c	b	s	a	l	a	d	s	m	r
a	a	c	b	p	i	e	w	e	i
r	n	o	n	i	o	n	s	a	c
r	a	v	g	z	n	e	k	t	e
o	n	a	f	e	e	r	x	a	h
t	a	n	k	h	f	r	u	i	t
s	v	t	c	h	i	c	k	e	n

cheese      salad  
~~onion~~      ~~onion~~      fruit  
 chicken      olives  
 ice      carrot  
 meat      ~~batiana~~  
             banana

2 Complete the sentences with words from Activity 1.

1 Cheese is a dairy product.

4 chicken is a type of meat.


Carrot 2 A banana is a type of fruit.

5 olive is a grain.


3 carrot and onion are vegetables.

6 Kiwis, apples and olives are types of fruit.

3 Listen and write or draw what Pablo chooses for lunch.



starter



main course



dessert



# Lesson 2

1 **Read and listen** Complete the dialogue with some or any. Then listen and check.

Ali: Hi, Pablo, what did you have for lunch today?

Pablo: I had <sup>1</sup> some pasta.

Ali: Were there <sup>2</sup> any vegetables in the pasta?

Pablo: Yes, there were and there was <sup>3</sup> some melted cheese too.

Ali: Hmm, delicious! What about the main course?

Pablo: There wasn't <sup>4</sup> any pizza today, so I had fish instead.

Ali: What about dessert? I didn't see <sup>5</sup> some ice cream on the menu today and it's my favourite!

Pablo: You're right - there wasn't. I'm not keen on pears, so I had <sup>6</sup> some apple pie.


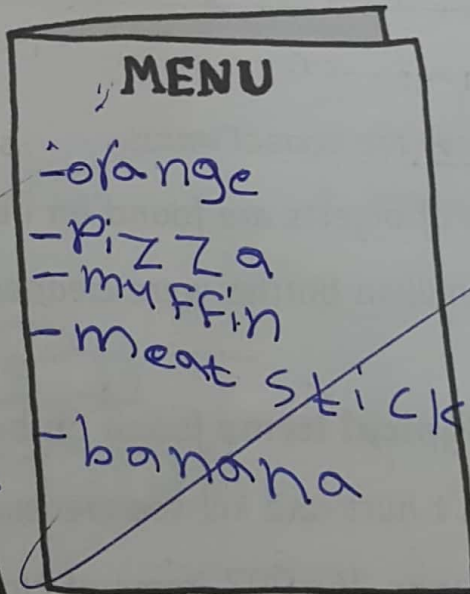
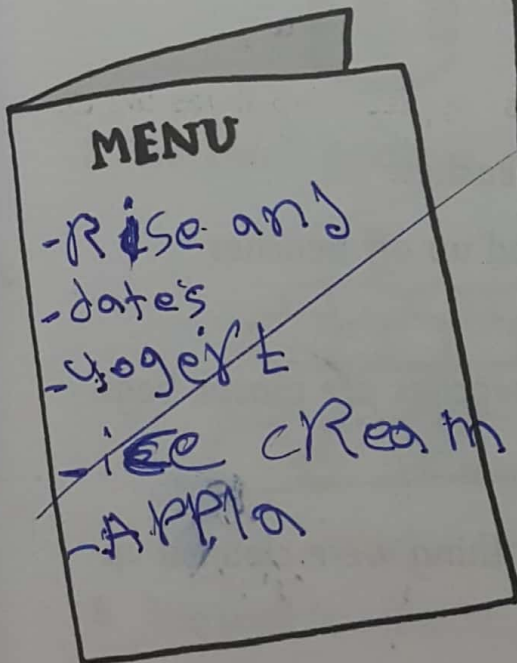
## Language detective

When do we use these words?

some any



2 **Challenge** Design and write your favourite menu.



# Lesson 4

1 **Use of English** Complete the sentences with **made of** or **made from** and choose from the words below. You can use the words more than once.

metal   plastic   stone  
wood   a can   a bottle

## Language detective

When do we use **made of** and **made from**? Can you give examples?



1 The bag is plastic.




2 The door is wood.



3 The pencil holder is a can.



4 The keys are metal.



5 The wall is stone.



6 The bird feeder is a bottle.

2 **Challenge** Think of your own idea for recycling a plastic bottle. Draw and describe your design.

## Lesson 5 Party food

1 **Vocabulary** Circle the correct words.

- 1 A packet / tub of nuts.      4 A carton / packet of milk.  
 2 A can / bottle of water.      5 A can / carton of coconut water.  
 3 A tub / loaf of bread.      6 A loaf / packet of cheese.

2 **Vocabulary** Match the words with the pictures.

- 1 loaf  
 2 carton  
 3 packet  
 4 tub  
 5 bottle  
 6 can



3 **Write** Complete the sentences with a food or drink item of your choice.


- 1 A packet of nuts .      4 A carton of juice .  
 2 A tub of vanilla .      5 A can of coconut .  
 3 A bottle of water .      6 A loaf of bread .



# Lesson 6

1 Use of English Look at the picture and complete the sentences.

many    much    a lot of    plenty of    a little    a few



- 1 There are a lot of sweets in the bowl.
- 2 There aren't many sandwiches left.
- 3 There's a little water left.
- 4 There's plenty of ice cream left. plenty of
- 5 There isn't a few pizza left.
- 6 There are much chips left.

2 Challenge Draw items of food in the fridge and write about the food you have drawn.



The are many fruits  
and vegetables, there is  
a cake, milk, a loaf  
of bread and  
a carton of orange  
juice

## Lesson 7 My learning

### 1 Can you remember?

Write four sentences about food. Each sentence must use one of the quantifiers below.

many   much   a little   a few   a lot of   plenty of

1 ~~There is many apples on the table~~

2 ~~There is much of sugar~~

3 ~~There is a little of oil~~

4 ~~There is a few oranges~~

5 ~~There are a lot of candies~~

- 2 Imagine you are buying food for a special family occasion. What food would you buy? Write at least four items and include quantities.

### My shopping list

~~I buy many Birthday cakes~~

~~I buy plenty of ice cream~~

~~I buy a few cartons of juice~~

~~I buy some carrots~~

### Look what I can do!

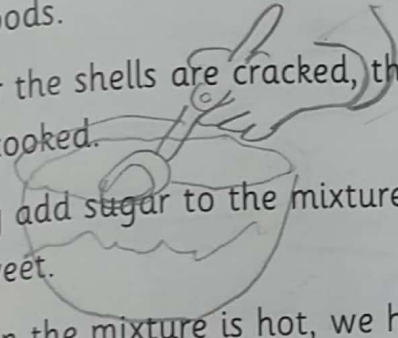
- I can talk about what children eat around the globe.
- I can write about quantities of food and drink.
- I can talk about what objects are made of/from.
- I can design a sculpture made from recycled objects.



# Lesson 8 All about chocolate

1 **Read** Look again at the text on page 44 of the Learner's Book. Read and decide if the sentences are **true (T)** or **false (F)**.

- 1 The beans grow in hot countries.  T
- 2 The beans are farmed once a year.  F
- 3 The workers climb the trees to cut down the pods.  F
- 4 After the shells are cracked, the beans are cooked.  T
- 5 They add sugar to the mixture, to make it sweet.  T
- 6 When the mixture is hot, we have the final product.  F

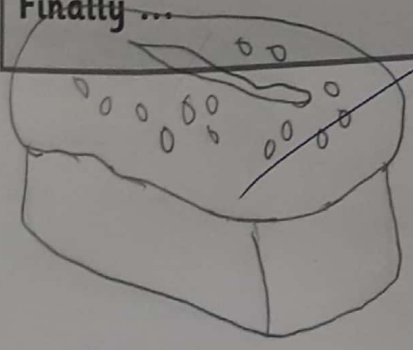


- 2 **Talk** Discuss your answers with a partner. Take turns to read the sentences from the text that contain the answer.
- 3 **Talk** Now work with your group and talk about what you can remember about the process of making chocolate.

## Speaking tip

Don't forget to add these important words to show the order of events:

- Firstly ...
- Secondly ...
- Then ...
- Next ...
- Finally ...






## Lesson 9

### 1 Write

Look at the pictures showing how bread is made. Complete the sentences with words from the box. You will need to change the form of the verbs.

yeast	salt	push	add
cook	mix	loaf	nuts



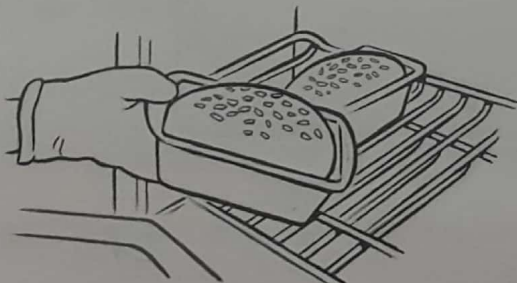
1 Bread is made from flour, water, salt and yeast.

2 First, the ingredients mix to make the dough.




3 Then the dough push and pressed for ten minutes and then made into a loaf of bread.

4 Extra ingredients such as nuts and seeds added to give the bread more flavour.



5 Then the bread is cooked in the oven.



# Lesson 10 The greedy boy

1 Read the story on page 46 of your Learner's Book again. Decide if the following statements are true (T) or false (F). Correct the false statements.

1 Jason and his two brothers complained about only having one sweet a day.

F ~~Not, only Jason complained~~

2 Jason wanted to share the sweets with his brothers.

F ~~no he didn't share sweets~~

3 It was difficult for Jason to reach the sweet jar.

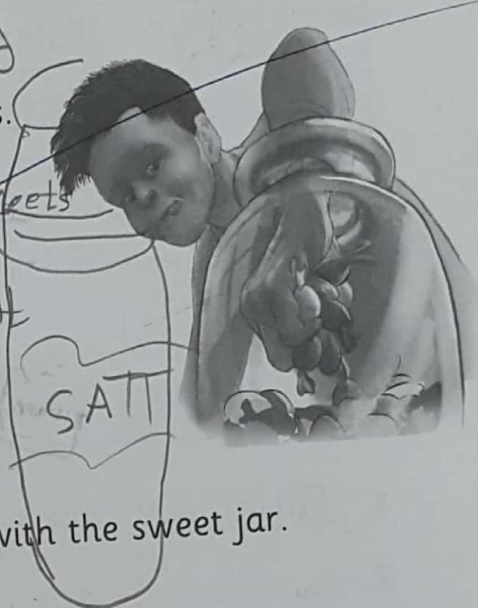
T ~~no it was not difficult~~

4 He took a very small amount of sweets.

F ~~He took a big amount~~

5 Jason's mother was angry when she saw him with the sweet jar.

T



2 Vocabulary Which of these adjectives best describe Jason?

- generous
- helpful
- selfish
- greedy
- lazy
- hardworking

### Language tip

Using adjectives can make our sentences more interesting.

### 21st Talk

Use the adjectives to talk about people you know.

### Speaking tip

My sister / brother is never ...

My friend is always ...

### 4 Values

In groups, talk about the ways we can be helpful to other people.





## Lesson 11 Likes and dislikes

- 1 **Read** Faisal and Hamid's class will be going on a school trip next term. They have been discussing what food they like and dislike.

Read the table below. Discuss what is similar and what is different.

	Faisal	Hamid
<b>Likes</b>	cheese, oranges, chicken, fish	cheese, eggs, lamb, chicken
<b>Dislikes</b>	lamb, olives, eggs	fish, oranges, olives

- 2 **Write** two sentences to show where Faisal and Hamid agree and two where they disagree.

and so does      but ... doesn't

### Writing tip

Remember to use the linkers **and** and **but**.

- 1 Faisal likes cheese and so does Hamid.
- 2 Faisal likes chicken and so does Hamid.
- 3 Faisal likes fish but Hamid doesn't like
- 4 Hamid likes eggs but Faisal doesn't like
- 5 Hamid likes olives and so does Faisal

### 3 Talk

In groups of four, complete the table below to show your likes and dislikes.

Name	Meera	Sara	Reemas	Reem
<b>Likes</b>	eggs	fish	apples	chicken
<b>Dislikes</b>	olives	chicken	oranges	fish

- 4 Using the information in the table, compare the likes and dislikes of people in your group. What is the same and what is different?

Some people  
in the group ...

Nobody in  
the group ...


Everybody in  
the group ...



-11-2016

1 Can you remember?

What can you remember about the process of making bread?  
Discuss with your partner.  
Check page 36 of your Activity Book. Did you miss anything out?



2 **Talk** Can you remember the story about *The greedy boy*? What happened?  
What was the lesson that he learned from his behaviour?

3 **Vocabulary** What do the following adjectives mean? Write definitions.

- 1 greedy: eager
- 2 selfish: caring only about himself
- 3 generous: unselfish
- 4 helpful: willing to help

**Look what I can do!**

- I can understand the processes of basic food production.
- I can use the Present Simple Passive form of verbs to describe processes.
- I can read and understand a short story.
- I can use vocabulary for agreeing and disagreeing.